

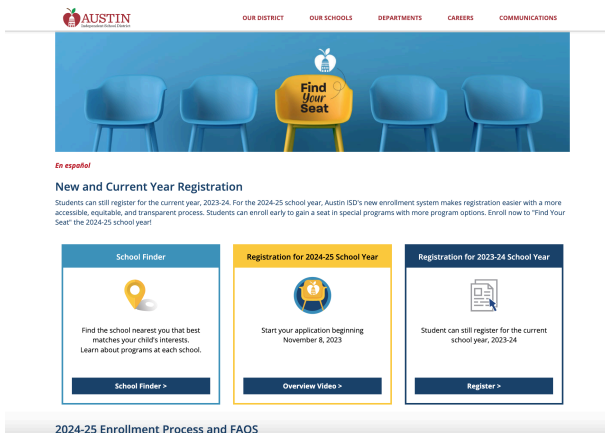


## Enrollment Family Support Manual

Please follow the steps in this guide as you enroll your student for the 2024-25 school year. If you have any questions, please call **(512) 414-SEAT (7328)**.

### Step 1: Navigate to Austin ISD's enrollment website.

Go to: <https://www.austinisd.org/enroll>.



### Step 2: For existing Austin ISD families, enter your credentials for your Parent Portal to log in.

When logging in, you will be redirected to the Parent Portal.


You may also start directly from the Parent Portal and click on the **Enroll Austin** tile.



## Enroll for the 2024-2025 School Year

Enter your email in order to login into Enroll Austin ISD.

Continue


**AUSTIN**  
Independent School District


Dashboard


GLOBAL SEARCH


Bookmarks


Looking for something else? [See all Applications](#)


  
Test - Enroll  
Austin Paren...


  
AISD Help


  
AISD Student  
Registration


  
BLEND  
(Canvas)


  
BLEND Family  
Tour

  
Frontline SIS  
Self-Serve (...)

  
My Messages

  
Online  
Student  
Transfer Ben...

  
Student  
Documentatio  
n

  
Add  
Bookmark

**Step 2: For families new to the district, enter the email you wish to use to register your student, and select Continue.**

You will be prompted to create an account. Complete all fields and click **Continue**.



## Enroll for the 2024-2025 School Year

Enter your email in order to login into Enroll Austin ISD.


Continue



En Español | [Select Language](#)

### Create Account

Please create your account by filling out the information below.

  
lhardmantest@gmail.com☐ I'm not a robot   
[Privacy](#) - [Terms](#)

Back Continue

© 2023 Austin Independent School District

Step 3: Complete Parent/Guardian Information.


For existing parents/guardians, a portion of this data will be populated already.

For new parents/guardians, you will need to complete all fields on this form.

The address used here will be the default address for added students.

You may return and update information on this page at any time.

[HOME](#) [PARENT/GUARDIAN INFORMATION](#) [NEXT STEPS](#) [ANNUAL FORMS](#) [LOGOUT](#)



## Parent/Guardian Information

Please enter your information below in order to finish creating your Parent/Guardian account.

First Name

Lily

Middle Name

Last Name

Hardman

Title

--None--

Generation

--None--

Date of Birth

5/17/1995  
[ 9/20/2023 ]


Cell Phone

(703) 123-1234

Email

lhardman@salesforce.com

Permission to receive text messages

☐ 

Home Phone

Work Phone

Do any of your students have a parent or guardian who is an AISD Employee?

No

### Home Address

Experiencing homelessness/displacement

☐ 

Address

2108 BARTON HILLS DR

Apt #

City

AUSTIN

State

TX

Zip Code

78704

Mailing Address Different than Home?

No

Back

Save

## Step 4: Visit the Enroll Austin homepage.

Once your information is complete, you will be taken to the homepage.

Key features include:

- a navigation Bar with portal tabs

- text to welcome you and provide information including portal instructions and key upcoming dates
- My Students section with a tile for each student.

## Welcome to Enroll Austin!

There is no preference given to an application submitted earlier than another application within Priority Registration.

To apply to a school for the 2024-2025 school year, please proceed by clicking on the "Start" button for your student below.

If you have an existing Austin ISD student who is not linked to your account, please click to "add them to your account" on the bottom of the page.

The Enroll Austin application window is open from **November 8th to February 6th**.

### Enroll

All applications for School Year 2024-2025 must be complete by **February 6, 2024** to be considered in the Priority Registration assignment process.


### Assignment Results

All applicants will be notified of the results of the Priority Registration for the Enroll Austin process the **week of March 4th**.

### Annual Forms

Parents will be required to complete their annual forms process for School Year 2024-2025 as seats are confirmed.


#### ■ My Students




**2024-2025 School Year**  
**Priority Registration**  
 In Progress  
[Edit](#)



**2024-2025 School Year**  
**Priority Registration**  
 In Progress  
[Edit](#)



**2024-2025 School Year**  
**Priority Registration**  
 In Progress  
[Edit](#)

## Step 5: For existing Austin ISD families, add a missing existing student.

Existing students should automatically appear on your dashboard. However, if you do not see one, you can add one.

Under the My Students section, find the question "Missing a Current Austin ISD Student" and click on the hyperlinked phrase "add them to your account."

## Current Austin ISD Student


Complete the following information if your student currently attends a school within the district or has ever attended a school within the district. You will need your student's ID number. If you do not have your student's ID number, please contact your child's campus. If your student has never been to a school within the district, please return to the previous page and click "Enroll a New Student".

Student First Name

Student Last Name

Student Date of Birth

Student Gender

Student Frontline Id 

[Back](#)

[Submit](#)

© 2023 Austin Independent School District


### My Students

#### New Student?

If your child has never before attended a Austin ISD School, you can add them to your account and start their application.

[Enroll a New Student](#)

#### Missing a Current Austin ISD student?

If your child is a current Austin ISD student but is not on your dashboard, [add them to your account.](#) 

## Step 5: Add a new student.

In the My Students section, locate the blue box New Student box, and select Enroll a New Student.


## ■ My Students

### New Student?

If your child has never before attended a Austin ISD School, you can add them to your account and start their application.

[Enroll a New Student](#)

### Missing a Current Austin ISD student?

If your child is a current Austin ISD student but is not on your dashboard, [add them to your account.](#) 

## Step 6: Complete the Student's Basic Information

Complete all boxes and select Next.

### Enroll a New Student

Complete the following information if your student does not currently attend any school within the district. If your student does currently attend a school within the district, please return to the previous page and click "Add Them To Your Account."

Student First Name


Student Middle Name

Student Last Name

Student Generation

Student Date of Birth

Student Gender

Student's Current Grade 

Student's Grade Next Year

☐ My student was previously enrolled in Austin ISD

[Back](#)

[Save](#)

## Step 7: Start the application

From the homepage of a parent’s dashboard, parents can click the Start button on the student tile they would like to start an application for.

## Welcome to Enroll Austin!

There is no preference given to an application submitted earlier than another application within Priority Registration.

To apply to a school for the 2024-2025 school year, please proceed by clicking on the “Start” button for your student below.

If you have an existing Austin ISD student who is not linked to your account, please click to “add them to your account” on the bottom of the page.

The Enroll Austin application window is open from November 8th to February 6th.

### Enroll

All applications for School Year 2024-2025 must be complete by **February 6, 2024** to be considered in the Priority Registration assignment process.

### Assignment Results

All applicants will be notified of the results of the Priority Registration for the Enroll Austin process the **week of March 4th**.

### Annual Forms

Parents will be required to complete their annual forms process for School Year 2024-2025 as seats are confirmed.

■ My Students

2024-2025 School Year

Priority Registration  
In Progress

Edit

2024-2025 School Year

Priority Registration  
In Progress

Edit

2024-2025 School Year

Priority Registration  
In Progress

Edit

After Step 7, you will choose one of two options:

- 1. Attend your neighborhood school or continue in the same program in which you are currently enrolled or
- 2. Apply to up to seven different schools or programs. This includes application based programs and what was formerly known as transfers.

Please follow the instructions for the path you wish to take.


Step 8, Option 1: Enroll in your neighborhood school or continue on your current program

The system will recognize your current school placement and display it on this screen.



Select Yes, your student would like to attend this school and will not be applying for any other program options.

Select Continue.



En Español | 

Select Language

HOME   PARENT/GUARDIAN INFORMATION   NEXT STEPS   ANNUAL FORMS   

LOGOUT

Progress

40%

Intent to Enroll

Based on our records, it looks like Archie is set to attend Zilker Elementary School in grade Pre-K3 for the 2024-2025 year. Does Archie intend to enroll at this school for the following school year?

Zilker Elementary School

1900 Bluebonnet Ln.  
Austin, TX 78704  
(512) 414-2327

<https://zilker.austinschools.org/>

☒ Yes, your student would like to attend this school and will not be applying for any other program options.

☐ Your student would like to apply to an application-based program or apply to other schools.

Back

Continue

© 2023 Austin Independent School District

Step 9, Option 1: Intent to Enroll Screen

Once you’ve indicated your intent to enroll your student, you will receive a confirmation message with guidance around your next steps and a confirmation email.

## Progress

100%



## Intent to Enroll Confirmation

Thank you for indicating your plans for the 2024-2025 school year. When the Annual Forms window opens, please log back in to complete your forms. **Your enrollment will not be finalized until you complete these steps.**

**Zilker Elementary School**

1900 Bluebonnet Ln.  
Austin, TX 78704  
(512) 414-2327

[Home](#)

## Step 10, Option 1: Complete Annual Forms

Your registration is complete when you have completed your annual forms.

Please plan to submit your forms within 4 weeks of receiving your intent to enroll email confirmation.



En Español | [Select Language](#) ▼

[HOME](#)

[FAMILY INFORMATION](#)

[NEXT STEPS](#)

[ANNUAL FORMS](#)

[LOGOUT](#)

**ATTENTION:** Please navigate to [Annual Forms](#) and Submit your Student's Annual Forms to complete their enrollment and registration.

**ATTENTION:** Please navigate to [Next Steps](#) and Complete your Student's Next Steps to finish their application.

## Welcome to Enroll Austin!

There is no preference given to an application submitted earlier than another application within Priority Registration.

To apply to a school for the 2024-2025 school year, please proceed by clicking on the "Start" button for your student below.

If you have an existing Austin ISD student who is not linked to your account, please click to "add them to your account" on the bottom of the page.

The Enroll Austin application window is open from **November 8th to February 6th**.

### Enroll

All applications for School Year 2024-2025 must be complete by **February 6, 2024** to be considered in the Priority Registration assignment process.

### Assignment Results

All applicants will be notified of the results of the Priority Registration for the Enroll Austin process the **week of March 4th**.

### Annual Forms


Parents will be required to complete their annual forms process for School Year 2024-2025 as seats are confirmed.


# Annual Forms


Please complete each required annual form below to complete your student's registration for school. If you wish to update your Student's Additional, Emergency, or Medical Contact information, please visit your Student's campus and provide that information there. Information provided on these forms will not become part of the student's records until the 2024-2025 school year.


Annual Forms


2024-2025


 **Additional Student Information Form**  
Status: Complete - Ready to Submit  
[Edit](#)


 **Consent Form**  
Status: Not Started ✖  
[Start](#)


 **Foster Military Form**  
Status: Not Started ✖  
[Start](#)


 **Health Form**  
Status: Not Started ✖  
[Start](#)

 **Student Residency Form**  
Status: Not Started ✖  
[Start](#)

 **Income Verification Form**  
Status: Not Started ✖  
[Start](#)

 **Migratory Employment Form**  
Status: Not Started ✖  
[Start](#)

 **Informational Form**  
Status: Not Started ✖  
[Start](#)

 **Supporting Documentation**  
Status: Not Started ✖  
[Start](#)

We have identified some information about your student that needs to be verified, please contact the Enroll Austin Call Center at 512-414-7328 in order to submit your forms.


Submit All Forms

## Step 8, Option 2: Apply to up to seven different schools or programs.

The system will recognize your current school placement and display it on this screen.

Select Your student would like to apply to an application-based program or to other

schools.




En Español | 

Select Language

HOME PARENT/GUARDIAN INFORMATION NEXT STEPS ANNUAL FORMS LOGOUT

Progress

40%



Intent to Enroll

Based on our records, it looks like Archie is set to attend Zilker Elementary School in grade Pre-K3 for the 2024-2025 year. Does Archie intend to enroll at this school for the following school year?

Zilker Elementary School

1900 Bluebonnet Ln.  
Austin, TX 78704  
(512) 414-2327

<https://zilker.austinschools.org/>

☒ Yes, your student would like to attend this school and will not be applying for any other program options.

☐ Your student would like to apply to an application-based program or apply to other schools.

Back

Continue

© 2023 Austin Independent School District

Step 9, Option 2: Select the schools your student will apply to

You will see a list of the schools your child is eligible to attend. Use the checkboxes to select the ones your student would like to apply to.

Be sure to read all of the information displayed on this page. If you have questions relating to transportation, check out the Bus Stop Finder linked here to ensure you understand what transportation, if any, is available to you at the schools to which you apply.



## Select Your School(s)

On this page, you will select the schools that your student is interested in attending.

### Sasha's Enrollment Application

- Below are all the schools and programs that Sasha is eligible to apply to.
- Using the list below, please select at least one program Sasha would like to attend for the following school year. You may select up to **7 options on the application**.
- Your Neighborhood School has automatically been selected for you. You are always guaranteed a seat at your neighborhood school.
- Some Schools/ School Programs may not display if you have an Out Of District Address.
- Questions about transportation? [Check out Bus Stop Finder](#).
- PreK-4 applicants will receive preference at their neighborhood school.

### My School Information

Neighborhood Austin ISD School: **Austin High School**

Current Austin ISD School: **\*Not in AustinISD**

If an in-district student does not receive a seat at any of the schools selected, they are still eligible to attend their Neighborhood School.

### Search by School Name

### Selected Schools/ Programs

- LBJ Early College High School: Fine Arts
- McCallum High School: Fine Arts

Select	School/ Program Name	Info	Grades	Dist	Program Type	Website
<input type="checkbox"/>	Austin High School: Academies		9th-12th	1.65 mi	Academies	
<input type="checkbox"/>	Graduation Preparatory Academy (Travis)		9th-12th	2.72 mi	Alternative Education	
<input type="checkbox"/>	Travis Early College High School		9th-12th	2.72 mi	Early College	
<input type="checkbox"/>	Travis Early College High School: Dual Language (Spanish/English)		9th-12th	2.72 mi	Dual Language	
<input type="checkbox"/>	Travis Early College High School: P-TECH Hospitality & Tourism Management		9th-12th	2.72 mi	Early College	
<input type="checkbox"/>	Crockett Early College High School		9th-12th	2.85 mi	Early College	

[Back](#)[Continue](#)

## Step 10, Option 2: Rank your choices

Select the schools in the order in which you wish to rank them. Your choices will show on the screen in number order.

You can restart or undo any selections as you go.

Once you are satisfied with your ranking, select Continue.

## Progress

60%

### Rank Schools

Please rank your schools in the order of your preference.

**This is your selected order, click continue to confirm:**

#### Program Rankings:

1. McCallum High School: Fine Arts
2. LBJ Early College High School: Fine Arts

Undo

Restart

Back

Continue

#### Previously Ranked Programs:

1. McCallum High School: Fine Arts

## Step 11, Option 2: Submit your application

Submit your application and view your application summary. You will receive an application submission confirmation email.

If there are any school specific 'Next Steps' required, a banner will display on the homepage notifying you to take action on the Next Steps tab.

## Progress

100%

# Application Summary For Sasha

 Print

### Student & Parent/Guardian Information

Student Name	Sasha Hardman
Email	lhardman+test@salesforce.com
Cell Phone Number	(703) 123-1234
Method(s) of Contact	Email
Experiencing homelessness/displacement	No
Street#/ Street Name	2108 BARTON HILLS DR
Apartment #	
City	Austin
State	TX
Zip Code	78704
Permission to receive text messages	No
Student First Name	Sasha
Student Middle Name	
Student Last Name	Hardman
Preferred Name/Nickname	
Student Cell Phone	

## Step 12, Option 2: Application Next Steps

Depending on which programs your student applies for, there may be next steps to complete before February 6th.

These may include uploading a teacher recommendation, uploading test scores or completing program specific next steps, such as an audition.

It is very important that you read the next steps and understand what each campus or program requires for an application. ALL elements of applications are due by February 6th, but some campuses may have earlier deadlines for auditions, exams, etc.



### Next Steps to Complete Application:

You have next steps! Please complete all of the items below in order for your Student's Application to be considered complete.

#### Teacher Recommendation\*

Status: Not Sent

Start



#### Upload Documents\*

Status: Incomplete

Upload



#### McCallum High School: Fine Arts\*

Status:

McCallum High School Fine Arts requires that selected Students must complete an audition prior to admission decision. Please navigate here to view the required next steps: <https://mccallumfinearts.austinschools.org/apply>

---

## Step 13, Option 2: Complete Annual Forms


Results of the school assignment process will be shared the week of March 4th.

Once your child has received their seat, you will be able to complete annual forms.


You must complete forms by March 26 in order to hold your seat at the campus you have been offered.

## Student Test Annual Forms


2024-2025

 **Additional Student Information Form**  
Status: Not Started ✖


Start

 **Consent Form**  
Status: Not Started ✖

Start

 **Foster Military Form**  
Status: Not Started ✖


Start

 **Health Form**  
Status: Not Started ✖


Start

 **Student Residency Form**  
Status: Not Started ✖


Start

 **Income Verification Form**  
Status: Not Started ✖


Start

 **Migratory Employment Form**  
Status: Not Started ✖

Start

 **Informational Form**  
Status: Not Started ✖

Start

 **Supporting Documentation**  
Status: Not Started ✖

Start

Submit All Forms